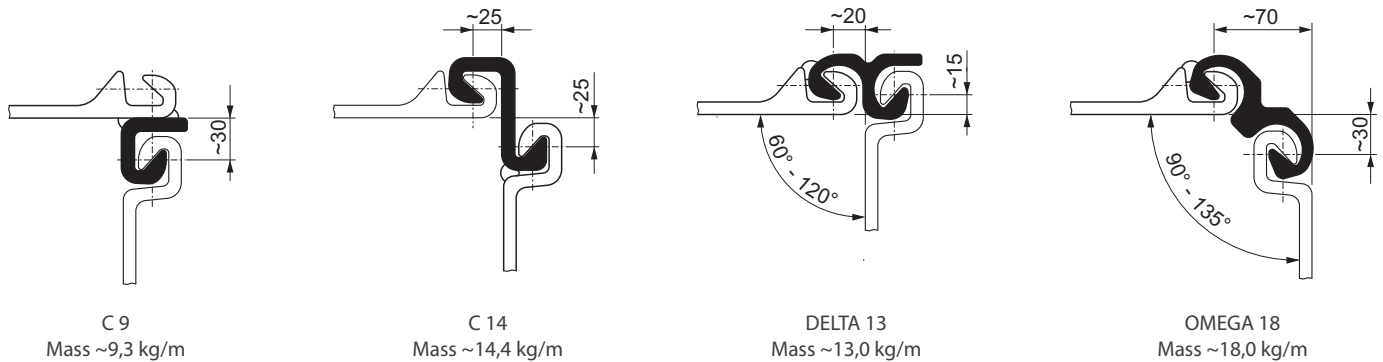
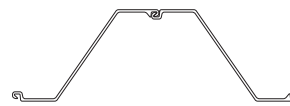


Steel Sheet Piling Hot Rolled Corner Sections

Corner Sections - Z Profile



- Where an Omega18 section is used the 'Form' of sheet pile changes. AZ sheet piles have different shaped interlocks. When driven at one end, the double pile is called 'Form 1'. 'Form 2' is the same shape pile but driven upside down relative to Form 1. Changing of Form needs to be considered to ensure correct positioning of lifting holes and coating
- Where a C14 or Delta13 is used the "Form" of sheet pile remains unchanged

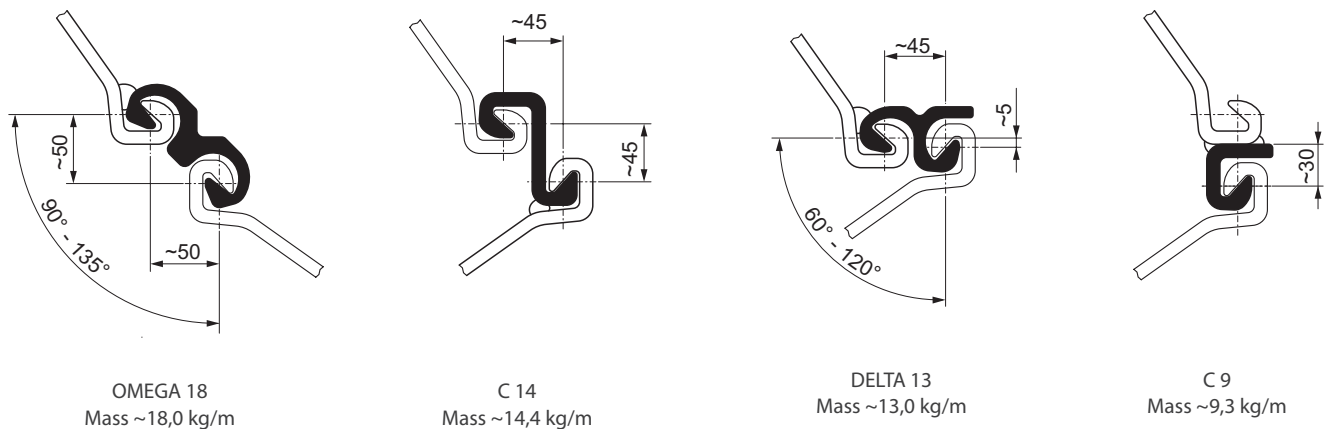


Form 1 (Standard)



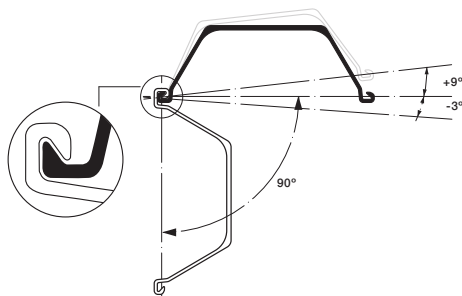
Form 2

Corner Sections - U Profile



- U piles are symmetrical with identical interlocks so there is no "Form" change
- Where an Omega18 corner is used, the pan on both U piles face the same "outward" direction
- Where a C14 or Delta13 is used the pans on the piles each side of the corner face in opposite directions

CIII Connection and Rotation Detail



- Width: 400 mm
- Height: 125 mm
- Thickness: 13 mm
- Mass: 60 kg/m Single Pile
- Section Modulus: 1340 cm³/m

Note: • CIII Corner piles are driven as a separate single pile, they do not need to be welded to other sheet piles.
• CIII Corner piles are offered with our sheet pile rentals.

General Notes

- C9 sections can be welded to suit almost any design configuration
- C9 sections can be attached to tubular piles for combi wall construction
- J Steel will be pleased to assist you with your selection of corner sections